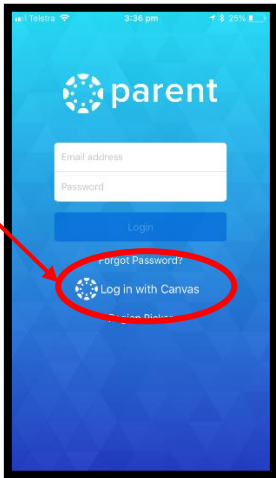
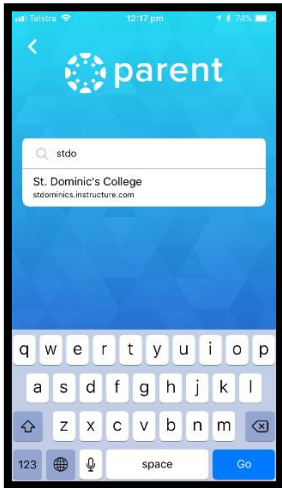
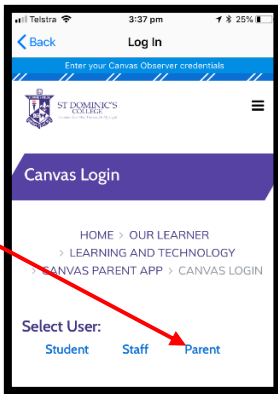
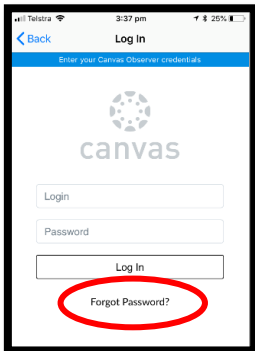
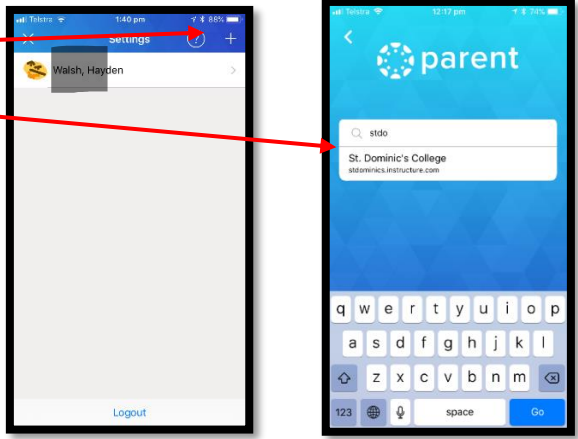
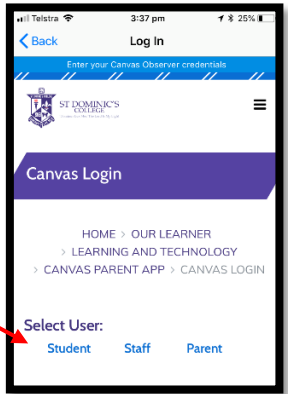


Parent App Advice – Accessing the App for the first time.

If you have already tried to access the app and had difficulty, please delete the app and then re-load it.

The first time you log into the Canvas Parent App you will need to follow these steps:

Step 1	Download the Canvas Parent App from the App Store or Google Play	
Step 2	Open the App and tap on 'Log in with Canvas'	
Step 3	To find St Dominic's College, start typing stdominics into the space. St Dominic's College MAY automatically appear, if it does just tap the name and continue. If it doesn't type the whole word stdominics and tap on Next in the top right hand corner.	
Step 4	Tap on 'Parent'	
Step 5	Enter your email address and then tap on Forgot Password	

Step 6	This will send an email to your account with a link to set your own password.	
Step 7	Open the app and click on Log in with Canvas	
Step 8	Enter your email address and the password you created.	
Step 9	<p>If, when you are in the app you see Your name at the top of the screen, you need to tap on the settings cog in the top right-hand corner.</p> <p>If the only name that appears in this screen is yours, tap on your name and click Remove at the bottom of the screen.</p>	
Step 10	<p>Now we need to add your son to your app. Click on the + symbol in the top right-hand corner.</p> <p>When the screen changes, type in stdominics.</p>	
	<p>This time we are adding our students, so tap on Student</p>	

Add your son's email address:
firstname.lastname@my.stdominics.nsw.edu.au
And then his password.

This will link your son to your app – you will now see your son's avatar at the top and his marks and results linked to each subject.

If you have more than one son in the College, you will need to complete this process for each son.

